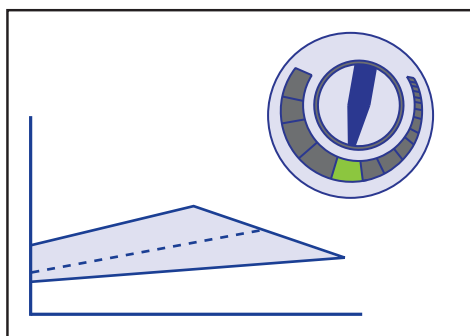
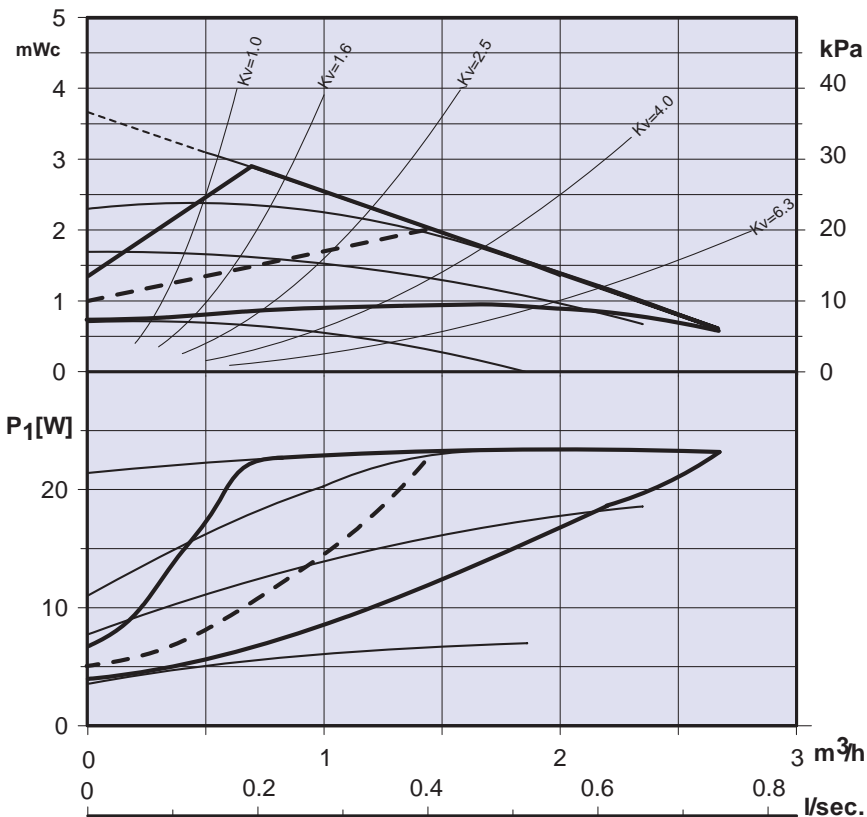


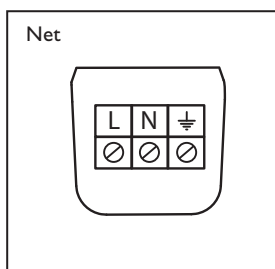
15-40C-3Q
25-40C-3Q
32-40C-3Q

Ix230 V, 50Hz, IEC38	PI [W]	I [A]
Auto min.	4,5	0,063
Auto max.	23,1	0,23
Speed Min - Max	6,9-23,5	0,084-0,263
Medium Temperature	+2°C	+95°C
Kg (netto)	2,8	



Model C = Heating / Heizung / Varmer

Electrical connection



Model	H (mm)	RP/BSPF
15-40C-3Q*	130	1/2"
25-40C-3Q	130/180	1"
32-40C-3Q	180	1 1/4"

*Max flow slightly reduced

